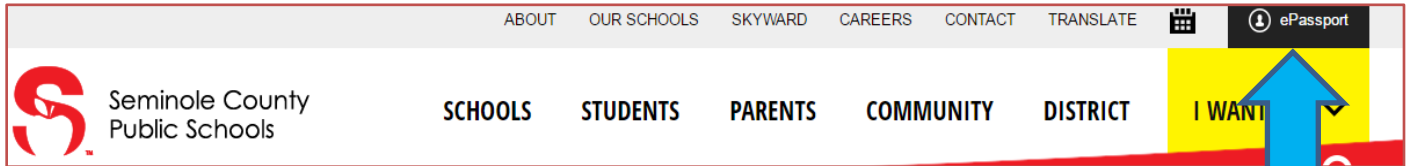



# How to View Your W2

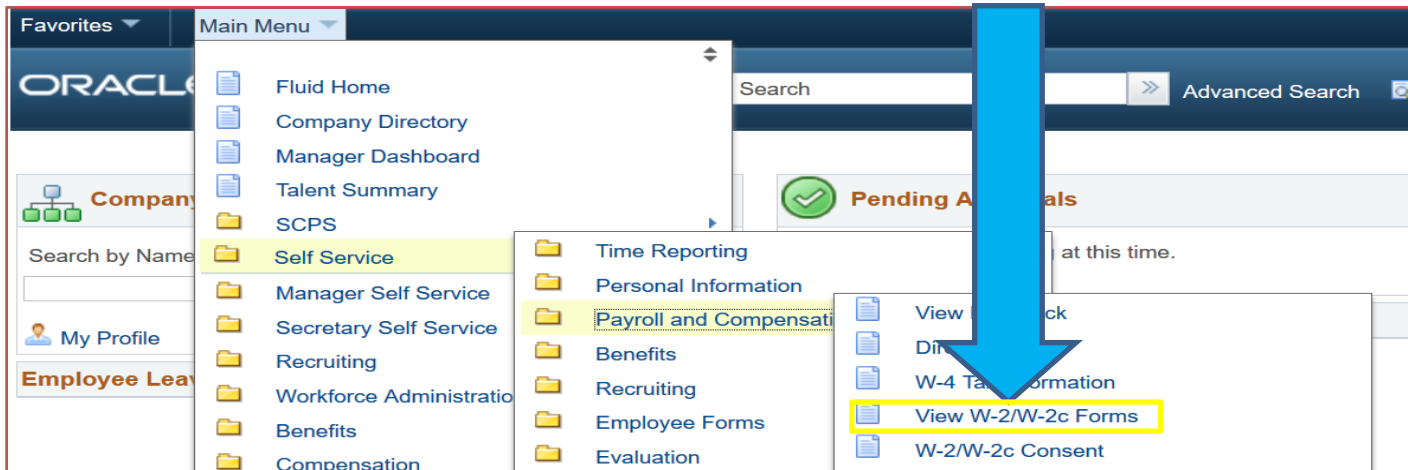
- Log onto the Portal at [www.scps.k12.fl.us](http://www.scps.k12.fl.us)



- If you are experiencing difficulty with your username or password, please contact the Help Desk for SCPS, (407) 320-0350.
- Once logged into Clever, Select the Employee Self Service icon.



- Follow the path below to find your W2 information. Select View W2.



- Click on “Year End Form.” You may change the year if needed as long as you had consented to receive the form online.

View a Different Tax Year

Select Year End Form Personalize 1 of 1

Tax Year	W-2 Reporting Company	Tax Form ID	Issue Date	Year End Form	Filing Instructions
2018	SCS	W-2	01/23/2019	Year End Form	Filing Instructions